

# Liza Wing Chair

Matriarch Collection



## PRODUCT INFO

### Description

The Liza Wing Chair is our modern take on a retro classic. The wing back provides a cozy, cone of privacy while the swivel base gives you mobility while lounging.

### Construction

Contract quality inside and out - Steel internal frame, moulded foam and commercial grade, Maharam upholstery fabrics. The polished aluminum base is attached with a chrome plated, swiveling gas shock.

### Dimensions

Overall: H51" W38" D30"  
Seat: H19" W22" D22"

### Care

Vacuum regularly with a soft brush attachment. Immediately blot spills with a clean white cloth, moving toward the center of the spill. Do not rub. Cleaning code: S

### Assembly

Easy assembly with included instructions and tools

### Lead time

In stock ships in 2 business days Custom requests and backorders ship in 12 - 16 weeks

### Finishes

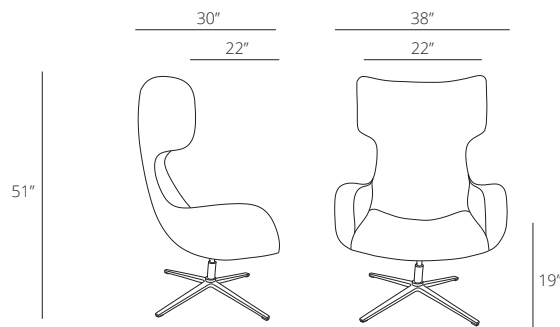
Choose between Talus, Sycamore and Alder Maharam Upholstries with a polished aluminum base.

### Warranty

3 years  
For detailed information, visit [rypen.com](http://rypen.com).

### Certifications

BIFMA Standard components  
CAL 117 - 2013 | TSCA Title VI Compliant | California 93120 Compliant for Formaldehyde Phase II  
Talus: Martindale >100k | Sycamore: Martindale: >100k | Alder: Martindale: >100k




UPHOLSTERY




TALUS

UPHOLSTERY



SYCAMORE

UPHOLSTERY



ALDER

BASE



POLISHED  
ALUMINUM